



SHADOWSPEC UNITY™

THE EVOLUTION OF SHADE



BEST-IN-CLASS WARRANTY



Fabric
Warranty



Frame
Warranty



Trusted for
over 25 years



Hand built in
New Zealand



Marine
Grade

SHADOWSPEC UNITY™

THE EVOLUTION OF SHADE

PATENT-PENDING TECHNOLOGY

SHADOWLIFT™



Gas-assisted deployment for an easy lift.

SHADOWGLIDE™



Engineered to open or close in 3 seconds.

SHADOWHUB™



LED light technology built-in and App controlled.

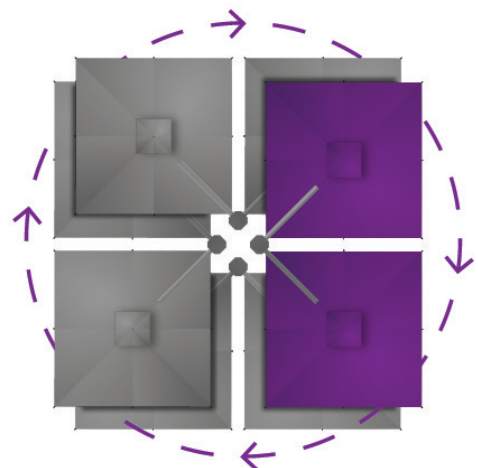
SHADOWLOCK™



Integrated security and wind-protection.



Featuring Marine-Grade 316 Stainless Steel Spigot



Rotates 360° (Ground Mounted)




Canopy

Features

- 100% Sunbrella™ Marine solution-dyed fabric
- All fabrics can be cleaned, washed and are replaceable
- UV & fade resistant
- 10 year Sunbrella™ warranty
- Mold and mildew resistant
- Weight: 314 g/m2
- Sun protection - Skin Cancer Foundation's seal of approval



Quick-Ship Stock Colors



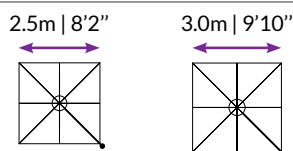
Trend Colors - Summer 20/21* (Non-stock)



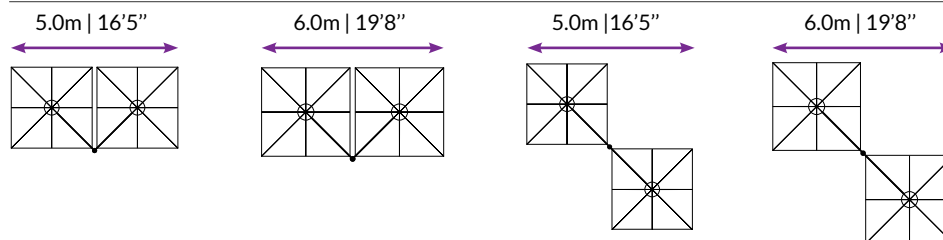
*Trend colors are non-stock and lead times may vary for these colors. Full Sunbrella range is available as a custom color option.

Size & Configuration

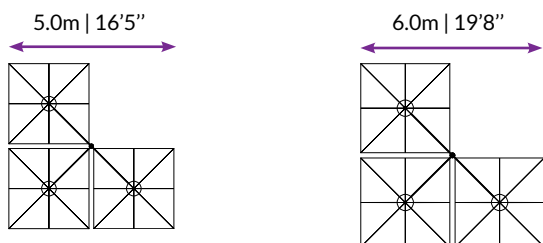
Square Uno



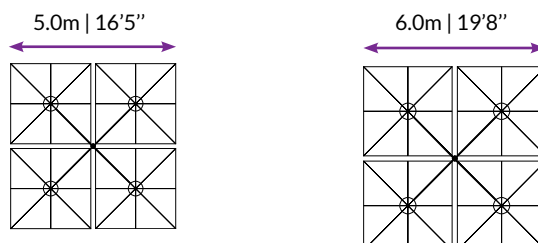
Square Duo



Square Trio



Square Quattro



Mounting Options

Surface Plate

For deck, patio and concrete mounting.
(316 Stainless Steel)



In-Ground Anchor

For mounting with a concrete footing.



Free-Standing Base

For complete customised maneuverability.



Concrete Pavers are required for ballast (not supplied).
Castor Wheels optional.

Umbrella Dimensions

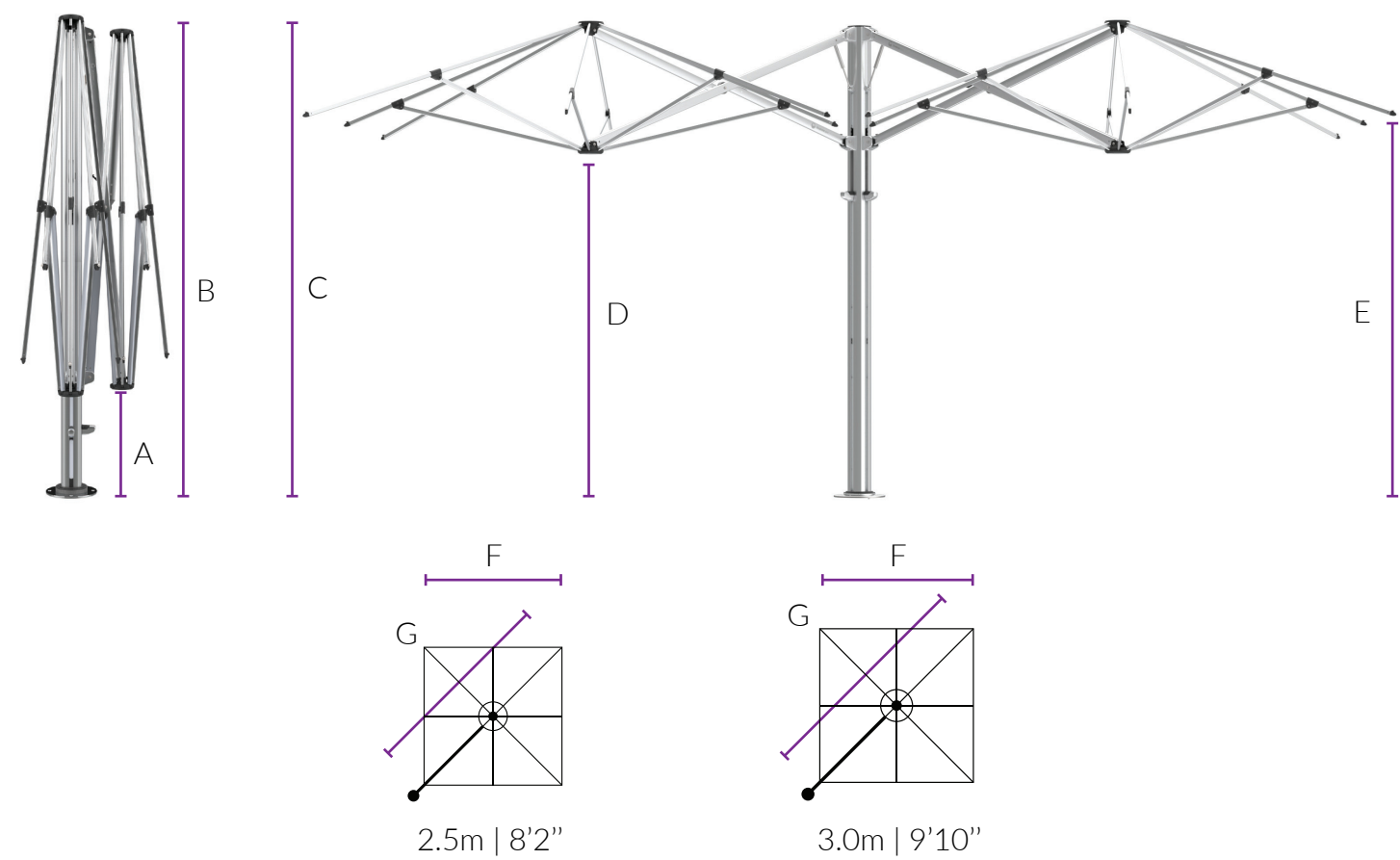


Diagram Legend

	2.5m	8'2"	3.0m	9'10"
A	Ground to central frame hub when closed*	872mm	632mm	2'1"
B	Total height to top of canopy*	2913mm	2837mm	9'4"
C	Height of umbrella to top of mast cap*	2920mm	2920mm	9'7"
D	Ground to central frame hub when open*	2143mm	2066mm	6'9"
E	Ground to lower outer edge of canopy*	2235mm	2233mm	7'4"
F	Centre of mast to outside edge of canopy	2640mm	2967mm	9'9"
G	Diagonal from centre of mast to corner	3734mm	4197mm	13'9"

*Free-Standing base installations will add 165mm | 6" to the height and surface plates will add 12mm | ½" to the height. Adding Free-Standing Base wheels also will add a further 45-80mm | 2-3". All sizings are +/- 2.5mm | ⅜" and subject to change without notice.

